







VOLUNTEER AT DREW CHARTER SCHOOL

Help Us Build a Stronger School Community!

Thank you for your interest in volunteering at Drew Charter School! We value your time, energy, and commitment. Below is a step-by-step guide to completing the volunteer clearance process.




STEP 1: LEVEL 2 CLEARANCE (Required for All Volunteers)

To get started:

-  Complete the [Request to Volunteer Form](#)
-  Email a scanned copy (front and back) of one of the following:
 - Unexpired driver's license or state ID
 - Passport
 - Permanent resident card
-  Send documents to: drewvolunteers@drewcharterschool.org
-  We'll begin processing your clearance once everything is received.


STEP 2: LEVEL 3 CLEARANCE (If Required)


Needed for field trips, overnight stays, or direct work with students.


-  You must be cleared for Level 2 first.
-  Once cleared, we'll send fingerprinting instructions.
-  At your appointment, complete the Level 3 Volunteer Packet

(Note: previous versions are no longer accepted.)

PROCESSING TIME

-  Please allow at least 48 hours for Level 2 processing.

 Delays may occur if the National Sex Offender Registry is offline or during peak times (start/end of school year, holidays, field trips).

-  Submit early to avoid delays!

VOLUNTEER STATUS

-  Clearance is valid for 2 years

➡ Applies to all Drew Charter School academies

➡ Not sure of your status?

Email drewvolunteers@drewcharterschool.org

Subject: Clearance Status

NO COST TO YOU!

Thanks to Drew CARES, parent background checks are FREE!

➡ Want to help us keep them free?

💖 Suggested donation: \$40

🌐 Visit: <https://www.drewcharterschool.org/support-drew>

📱 Or scan the QR code below



QUESTIONS?

We're here to help! Email us at: drewvolunteers@drewcharterschool.org

With appreciation,
The Drew Volunteers Team